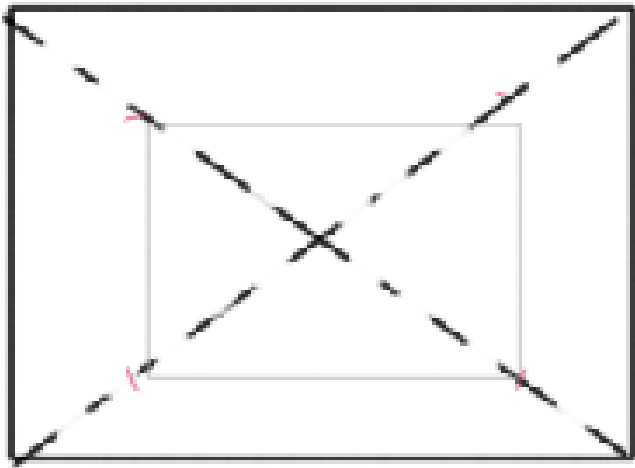


HOW TO MAKE THE BOX

Take 2 pieces of A3 write card
use a pencil to mark the centre.

Place a piece of A4 in the centre
and mark where the lines intersect.



Take a straight edge
Fold along the A4 Mark's.

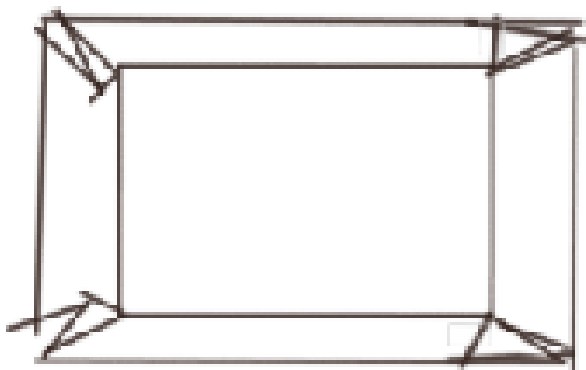
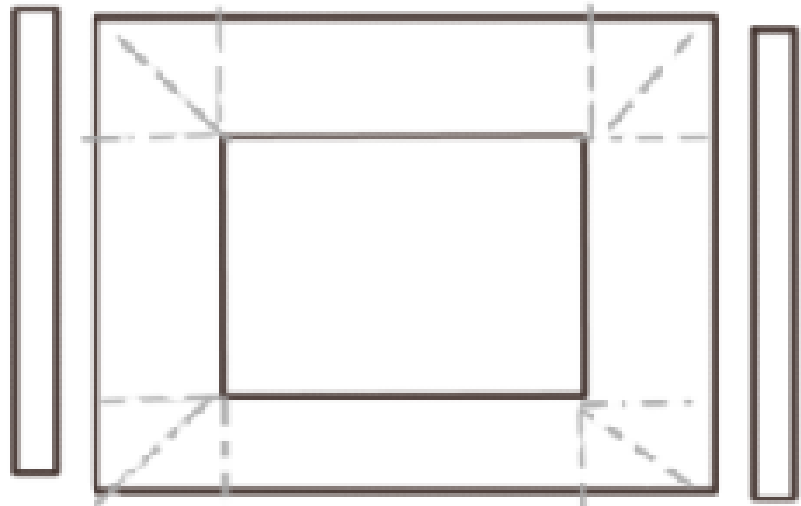
You will find excess either side
mark and remove it with the
cutter/ scissors

Fold the box together.

Secure the V shaped sections
with tape.

Repeat for the lid, making sure
the A4 section is slightly larger.

The outer edges can be taped
as well to make the box more secure.



** TIP **
*Use thicker card
for a firmer box.*

Print out the graphics for the box (top, bottom, sides)

Preferably on A4 label paper as glue is messy

Affix top & bottom labels, cut side labels to fit & affix.

You should now have a box that will fit 4 complete games & the expansion.

QUESTLINE GAMES

The Complete Collection



players : 1+ Age : 9+

questlinegames.yolasite.com
copyright © M. Breunig 2015

QUESTLINE GAMES

THE COMPLETE COLLECTION

Contents :

THE AMULET OF IFF : begin your journey with the quest to save the princess and recover the fabled Amulet.

THE BLUE DRAGON : save the kingdom from a dragon that is ravaging the land.

THE SECRET OF CRUDELLON : Discover how King Hraldor is destroying the Elven forests.

The Secret of Crudellon DUNGEON EXPANSION : Continue your adventures in the dungeons of Crudellon Castle.

CAPTAIN BLOOD'S TREASURE : Your adventures move to the high seas in search of pirates and treasure.

players : 1+ Age : 9+

Copyright: M Browning
questlinegames.yolasite.com

QUESTLINE **GAMES**

The Amulet of Life

The Blue Dragon

The Secret of Crudellon + Dungeon Expansion

Captain Blood's Treasure

QUESTLINE **GAMES**

The Amulet of Life

The Blue Dragon

The Secret of Crudellon + Dungeon Expansion

Captain Blood's Treasure

QUESTLINE GAMES
THE COMPLETE COLLECTION

QUESTLINE GAMES
THE COMPLETE COLLECTION